

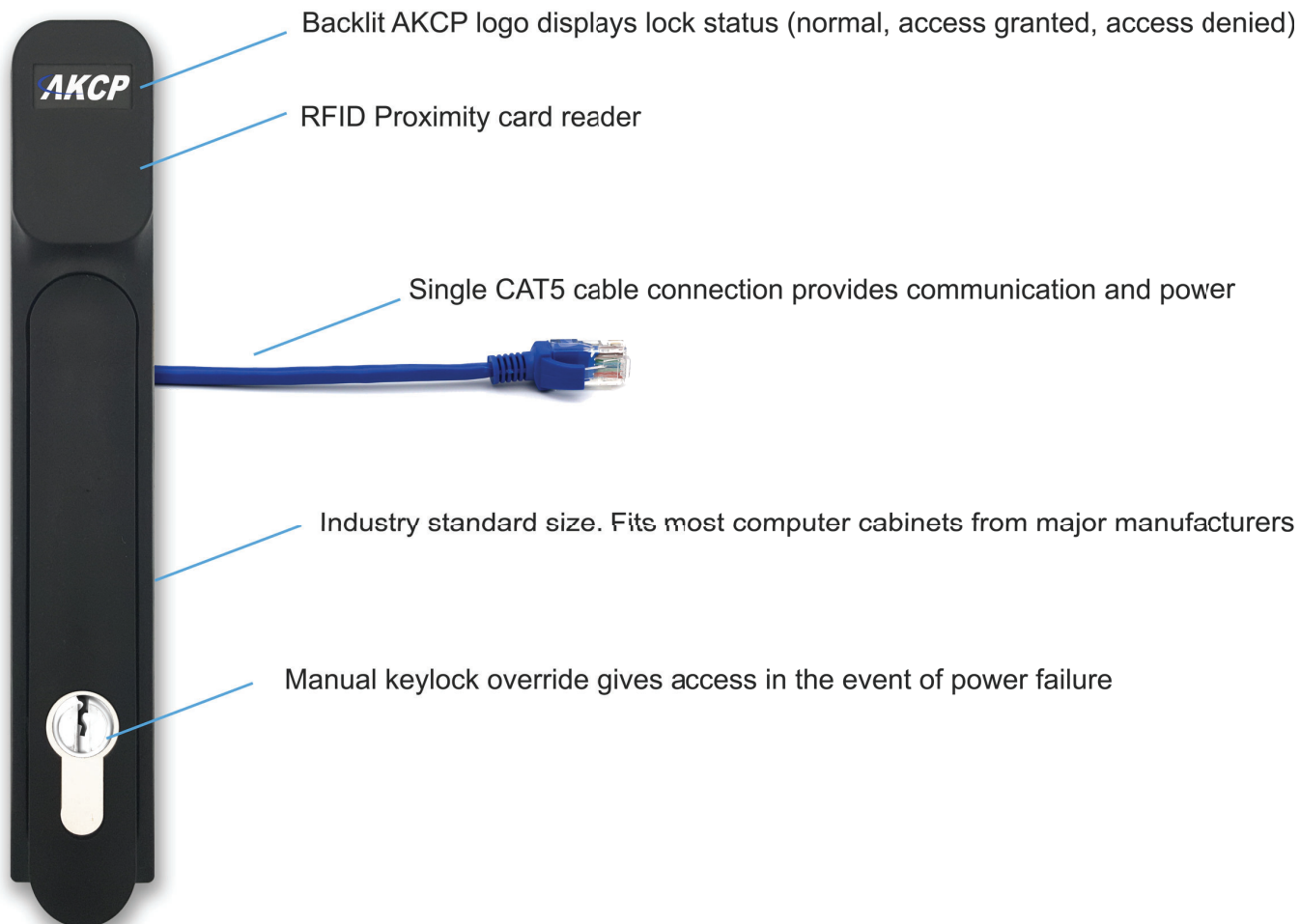
## Swing Handle Lock (SHL / SHL01)

### Cabinet Swing Handle Access Control

The Swing Handle Lock is compatible with a wide range of industry standard computer cabinets, making it a simple to install upgrade for your data center. Equipped with an RFID reader, you can control and monitor access to your computer cabinets from a centralized software platform (AKCPro Server).

Keep an audited trail of who entered what cabinet and when, how long they were there and be alerted if cabinets are left unlocked. Additional security sensors can monitor side panels. A manual keylock override is provided, and also monitored for use.

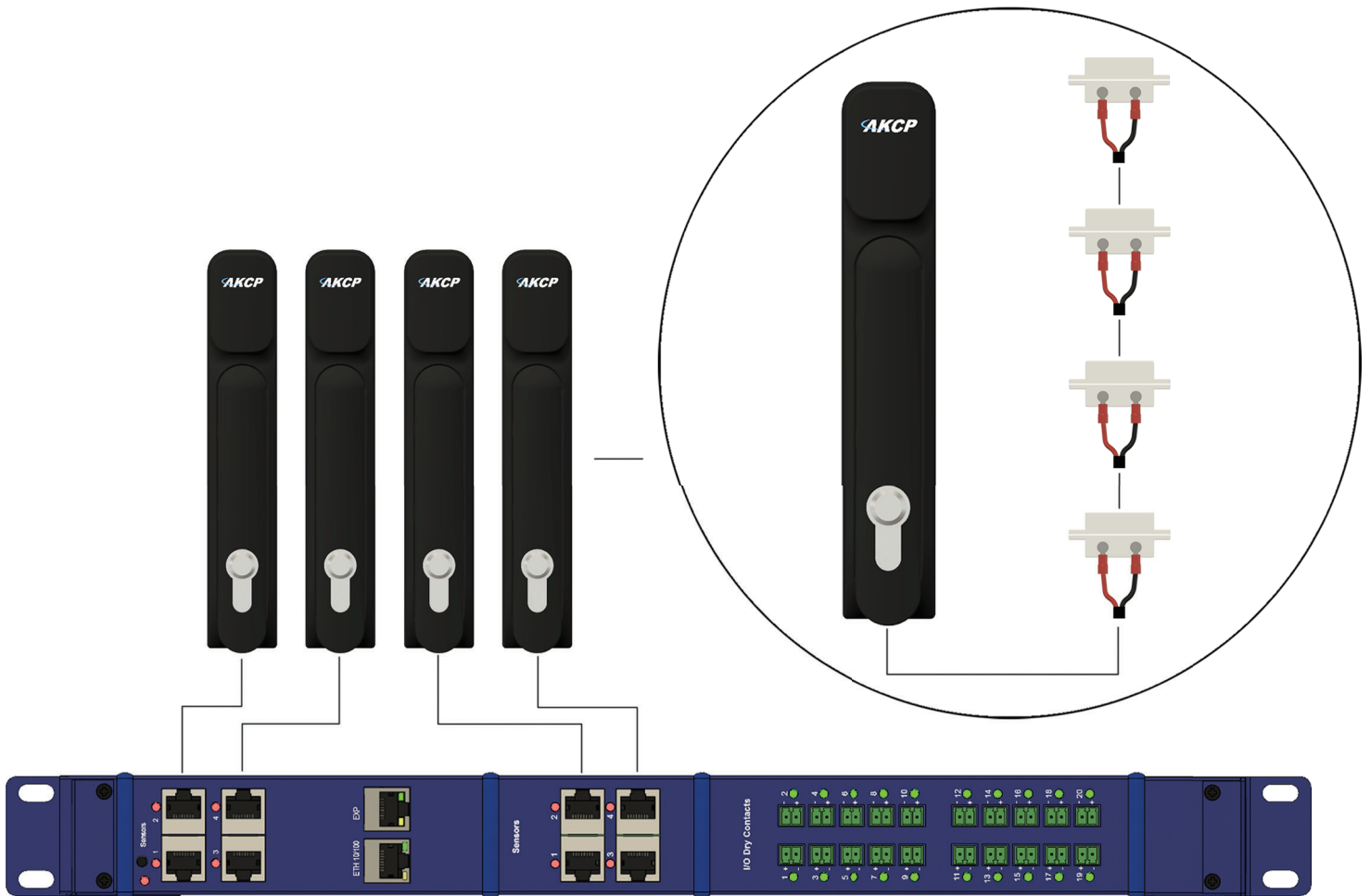
Swing Handle Lock is compatible with all sensorProbe+ base units, with a maximum of 12 handles per device. Packages of two handles (SHL01) can be ordered for controlling access to both front and rear of the cabinet.



## Swing Handle Lock (SHL / SHL01)

A maximum of 12 swing handle locks can be connected to a single SPX+. Each swing handle lock comes with one security sensor for sensing the cabinet door position. Additional security sensors can be added to monitor side panels and rear cabinet doors also.

Up to 4 Security Sensors  
per Swing Handle



## Dual Authentication Swing Handle Lock (SHL-DA)

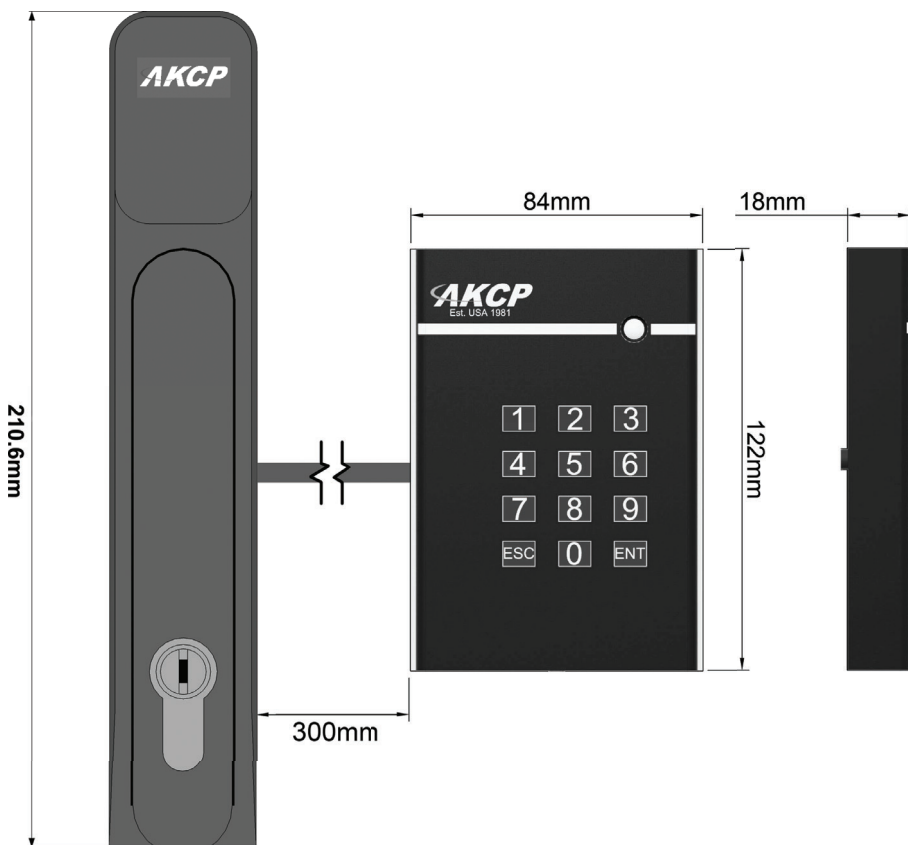


The Swing Handle Lock with Dual Authentication, allows you to require both a PIN number and an RFID card, or only the PIN number, in order to access the lock. Useful for remote cabinets, no need to distribute RFID cards, a one time access PIN can be assigned.

The SHL-DA can also have third party MiFare and HID card readers plugged in for customers who are using these type of encrypted RFID cards.

A maximum of 2 SHL-DA can be connected to a single SPX+ or SP2+.

### SHL-DA Technical Drawing



## SHL / SHL01 - Technical Specification


<b>Specifications</b>	
<b>Card Reader</b>	
<b>Supported Cards</b>	EM-Card, 125Khz Proximity cards, 26bits K4100/EM4100/EM4200/T5577
<b>Proximity Reading Range</b>	0-3cm
<b>Handle Lock</b>	
<b>Access Control</b>	Up to 500 users
<b>Ambient Temperature</b>	-25°C to 75°C
<b>Ambient Humidity</b>	10%-90%
<b>Built-in</b>	RFID Antenna, Motor
<b>Fail-Secure</b>	Integrated key lock for manual override
<b>LED Indicator</b>	RGB Color LED : Lock status and Access Control status
<b>Locking Control</b>	Remote lock and unlock from the sensorProbe+ unit via Web Interface, SNMP or AKCPro Server Calendar enabled locking and unlocking control Notification locking and unlocking control
<b>Interface</b>	
<b>Communications cable</b>	RJ-45 jack to sensor using UTP CAT5e/6 cable
<b>Power source</b>	Powered by the sensorProbe+ family units. No additional power needed
<b>Power Consumption</b>	Typical 0.35 mWatt, 70 mA Peak 1.75 mWatt, 350 mA
<b>Working Voltage</b>	DC 5V
<b>Maximum Cable Length</b>	Run length is 12 feet (5 meters) with approved low capacitance shielded cable or UTP
<b>Dimensions</b>	210.6 x 37.0 x 43.8 mm
<b>Important Note:</b>	sensorProbe+ units auto detects the presence of the RFID Swing Handle Lock sensor
	Up to 12 RFID Swing Handle Lock sensors per sensorProbe+ unit
	- The RFID Swing Handle Lock sensor is only compatible with the sensorProbe+ platform units. - When plugging the first time or after upgrading a sensorProbe+ unit, the sensor's firmware might be upgraded by the unit and not be available right away. Firmware updates can only be performed on the main sensor module (first 4 sensor ports)
<b>Sensor count</b>	2

## SHL-DA Technical Specification

<b>Specifications</b>	
<b>Card Reader</b>	
<b>Supported Card Reader</b>	+ AKCP Keypad EM Reader + 3rd Party Readers : miFare, HID, EM Proximity with CardID wiegand output on 26bits, 30bits 32bits
<b>Supported Cards</b>	AKCP EM Reader : EM-Card, 125Khz Proximity cards, 26bits K4100/EM4100/EM4200/T5577
<b>Proximity Reading Range</b>	0-5cm
<b>Handle Lock</b>	
<b>Access Control</b>	Up to 500 users Authentication : Card or Card+PinCode
<b>Ambient Temperature</b>	-25°C to 75°C
<b>Ambient Humidity</b>	10%-90%
<b>Built-in</b>	Motor
<b>Fail-Secure</b>	Integrated key lock for manual override
<b>LED Indicator</b>	RGB Color LED : Lock status and Access Control status
<b>Locking Control</b>	Remote lock and unlock from the sensorProbe+ unit via Web Interface, SNMP or AKCPro Server Calendar enabled locking and unlocking control Notification locking and unlocking control
<b>Interface</b>	
<b>Communications cable</b>	RJ-45 jack to sensor using UTP CAT5e/6 cable
<b>Power source</b>	Powered by the sensorProbe+ familiiy units. No additional power needed
<b>Power Consumption</b>	Typical 800 mWatt, 160 mA Peak 1.75 Watt, 350 mA
<b>Working Voltage</b>	DC 5V
<b>Maximum Cable Length</b>	Run length is 12 feet (5 meters) with approved low capacitance shielded cable or UTP
<b>Dimensions</b>	210.6 x 37.0 x 43.8 mm
<b>Important Note</b>	sensorProbe+ units auto detects the presence of the RFID Swing Handle Lock sensor Up to 2x RFID Swing Handle Lock + Wiegand Reader sensors per sensorProbe+ unit - The Swing Handle Lock sensor is only compatible with the sensorProbe+ platform units. - When plugging the first time or after upgrading a sensorProbe+ unit, the sensor's firmware might be upgraded by the unit and not be available right away.
<b>Sensor count</b>	2

## SHL / SHL01 - Cutout Pattern

The below template outlines the size of the hole required in your cabinet to fix the Swing Handle Lock.



**SHL / SHL01 - Technical Drawing**

